

# Alcohol harm in Victoria

**ACTION**  
ON ALCOHOL  
FLAGSHIP GROUP

EASTERN METROPOLITAN REGION

## The case for action

1987 & 1998 major liquor licensing reforms

Longer trading hours



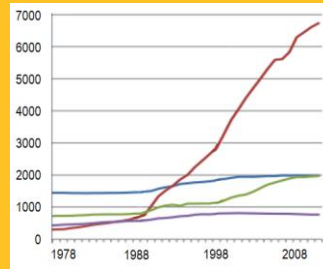
Licences easier to get



Licences cheaper



↑ Licences



Hotels   Packaged liquor  
Clubs   Restaurants/bars

Increased consumption



## Research shows...

An increase of:   contributed to:



An increase of:   contributed to:

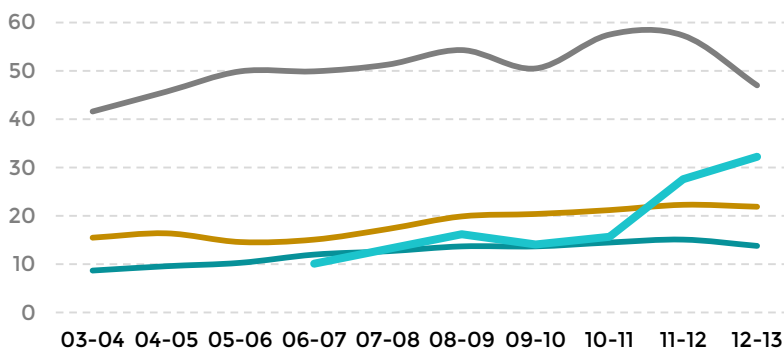


Alcohol is a significant risk factor in family violence. It does not cause the violence, but acts as a catalyst for violent behaviour. Packaged liquor now supplies the bulk of alcohol and has been linked as a contributor to the growing incidence of family violence.

## Alcohol related harm is increasing

Victoria  
2003-13

Rate per 10,000 population



**Increase**

Hospitalisation   29% ↑

Ambulance\*   285% ↑  
\* Increase from 2006-2013

Family violence   63% ↑

Emergency department presentations   81% ↑



## Community Safety

at peak alcohol consumption times:



**13.1**  
assaults  
/10,000 population



**1.7**  
car accidents  
/10,000 population

of those who drink to excess:

15%

show aggression



14%

drink drive



4%

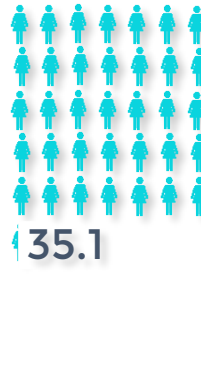
damage property

## Alcohol related hospitalisation rate per 10,000 population

Male



Female



## Alcohol related family violence rate per 10,000 population



## Prenatal Harm

51%

drank whilst pregnant



66%

drank whilst breastfeeding

## Young people



Emergency department presentation for intoxication

25.2

15-24yo  
/10,000 population

13.8

all ages

## Night time assaults

time when high alcohol consumption

28.9

15-24yo  
/10,000 population

13.1

all ages

## Alcohol harm in Maroondah

