

Alcohol harm in Victoria

ACTION
ON ALCOHOL
FLAGSHIP GROUP | EASTERN METROPOLITAN REGION

The case for action

1987 & 1998 major liquor licensing reforms

Longer trading hours



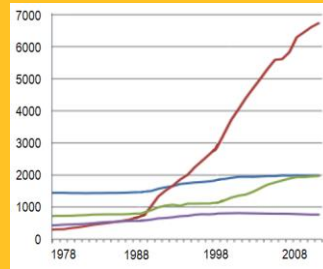
Licences easier to get



Licences cheaper



↑ Licences



— Hotels — Packaged liquor
— Clubs — Restaurants/bars

Increased consumption



Research shows...

An increase of: contributed to:



An increase of: contributed to:

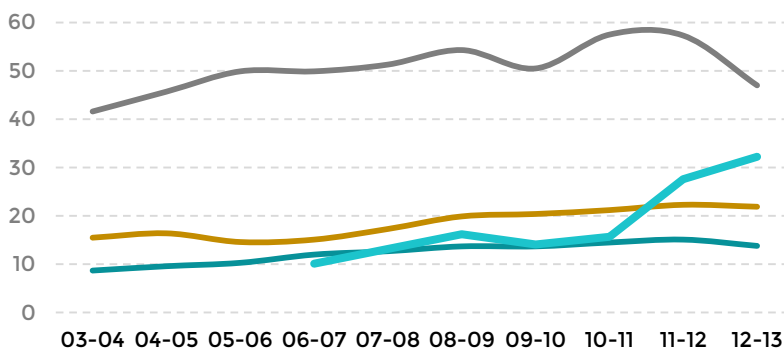


Alcohol is a significant risk factor in family violence. It does not cause the violence, but acts as a catalyst for violent behaviour. Packaged liquor now supplies the bulk of alcohol and has been linked as a contributor to the growing incidence of family violence.

Alcohol related harm is increasing

Victoria 2003-13

Rate per 10,000 population



Increase

Hospitalisation 29% ↑

Ambulance* 285% ↑
* Increase from 2006-2013

Family violence 63% ↑

Emergency department presentations 81% ↑



Community Safety

at peak alcohol consumption times:



13.1
assaults
/10,000 population

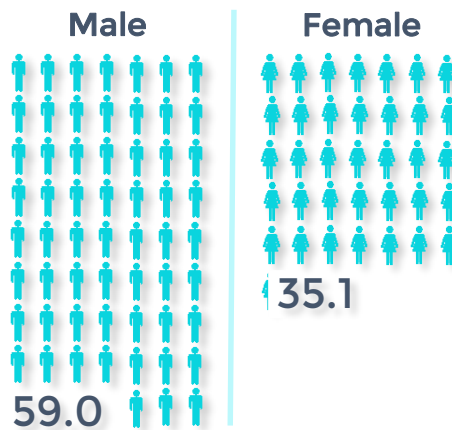


1.7
car accidents
/10,000 population


of those who drink to excess:



Alcohol related hospitalisation rate per 10,000 population



Alcohol related family violence rate per 10,000 population



Prenatal Harm

51% drank whilst pregnant

66% drank whilst breastfeeding

Young people

Emergency department presentation for intoxication

25.2 15-24yo
/10,000 population

13.8
all ages

Night time assaults
time when high alcohol consumption

28.9 15-24yo
/10,000 population

13.1
all ages

Alcohol harm in Monash

