

# Alcohol harm in Victoria

**ACTION**  
ON ALCOHOL  
FLAGSHIP GROUP

EASTERN  
METROPOLITAN  
REGION

## The case for action

1987 & 1998  
major  
liquor  
licensing  
reforms

Longer  
trading  
hours



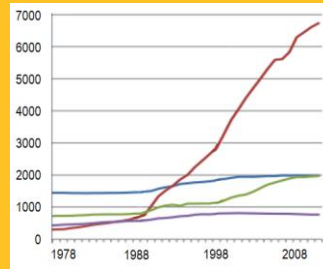
Licences  
easier to  
get



Licences  
cheaper



### ↑ Licences



— Hotels — Packaged liquor  
— Clubs — Restaurants/bars

### Increased consumption



## Research shows...

An increase of: contributed to:



↑ 10%



↑ 3%

Pub  
outlets

Assaults  
(police)

An increase of:



↑ 10%



contributed to:

↑ 3.3%

↑ 1.9%

Packaged  
liquor outlets

Driving under  
influence

Chronic  
disease

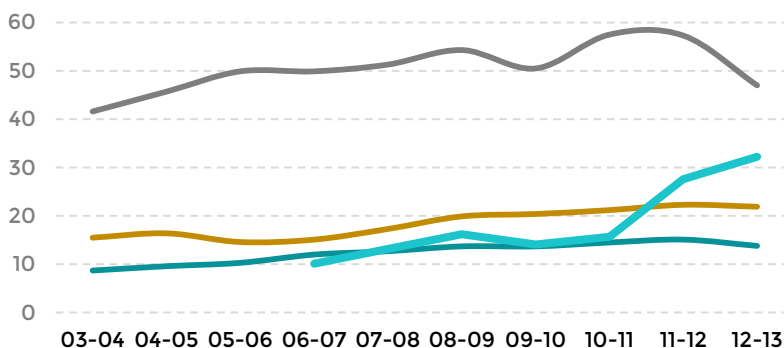
Alcohol is a significant risk factor in family violence. It does not cause the violence, but acts as a catalyst for violent behaviour. Packaged liquor now supplies the bulk of alcohol and has been linked as a contributor to the growing incidence of family violence.

## Alcohol related harm is increasing

Victoria  
2003-13



Rate per 10,000 population



**Increase**

Hospitalisation 29% ↑

Ambulance\* 285% ↑  
\* Increase from 2006-2013

Family violence 63% ↑

Emergency department presentations 81% ↑



## Community Safety

at peak alcohol consumption times:



**13.1**  
assaults  
/10,000 population



**1.7**  
car accidents  
/10,000 population

of those who drink to excess:

15%

show aggression



14%

drink drive




4%

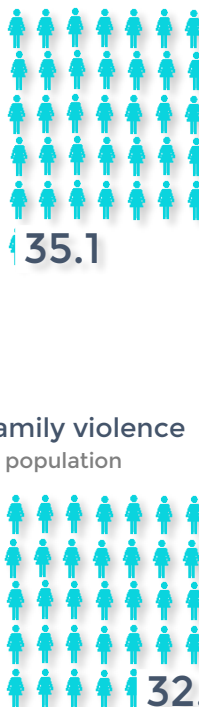
damage property

## Alcohol related hospitalisation rate per 10,000 population

Male



Female



## Alcohol related family violence rate per 10,000 population



## Prenatal Harm

51% drank whilst pregnant



66% drank whilst breastfeeding

## Young people



Emergency department presentation for intoxication

25.2 15-24yo  
/10,000 population

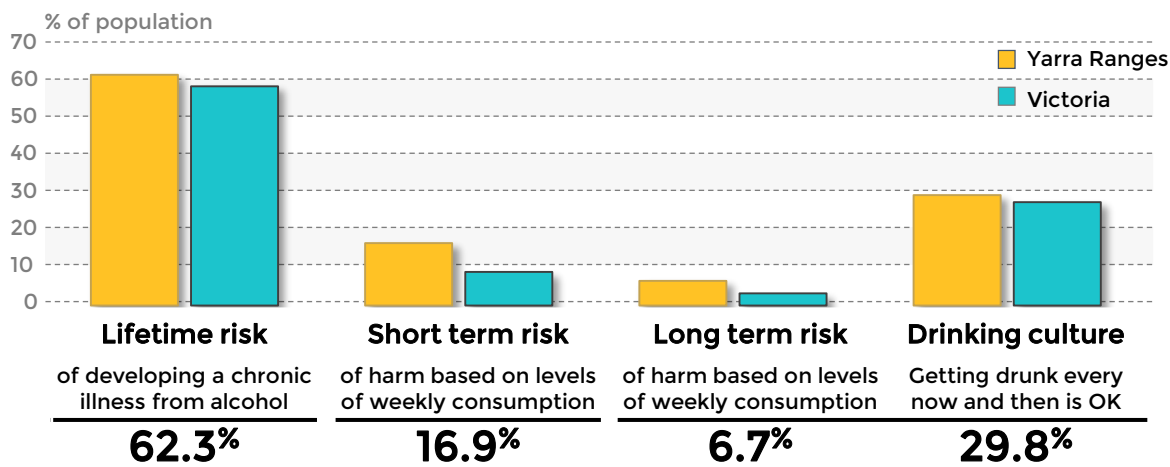
13.8  
all ages

Night time assaults  
time when high alcohol consumption

28.9 15-24yo  
/10,000 population

13.1  
all ages

## Alcohol harm in Yarra Ranges



Yarra Ranges	38.4	23.6	21.4	26.5	11.0	25.5
Victoria	47.0	22.0	21.9	22.7	13.8	25.2
	Total alcohol related hospital admissions	15-24 year old alcohol related hospital admissions	Total incidences alcohol related family violence	18-24 year olds incidences alcohol related family violence	Total alcohol related emergency department presentations	15-24 year olds alcohol related emergency department presentations

rate per 10,000 population